

# Oxford Quilters Guild *disPatch*

## March - April 2025



### PRESIDENT'S MESSAGE

Hello Quilter's

As I look out the window at a fresh mound of snow, I marvel at our Mother Nature's beauty. But I am also happy to think, it is another day closer to spring! And on this winter's day, my sewing machine continues to purr and I am able to work on another project or two on my "to do list!"

I hope you are finding time to work on your various projects as well. Our Guild has so many interesting activities to look forward too! I continue to encourage you to work on your projects for the May quilt show, your Japanese Challenge or your Medallion Quilt projects. I hope you also have other projects that you will be willing to display to fill up the venue with surprise and beauty!

Have you signed up for a centre challenge, workshop or class soon to be offered? There are a number to choose from! Take time to check them out and choose one or two to participate in. Our program committee have brought in interesting workshops to choose from.

Consider coming and enjoying our Monday and Thursday gatherings at the Art Centre where so much sharing of mini classes, suggestions, support and ideas happen. We have incredibly talented individuals in our guild who are willing to teach and share their skills. And their years of experience radiates throughout the room.

Yet again, the quilt retreat is just around the corner too! What a fun weekend it will prove to be! Great news, as our bus trip to Quilt Canada is full! All we need now are our tickets to enter the show!

So keep reading the Friendly Friday to learn of the events of the centre, check the Dispatch for further program info and drop by the centre to see the Art shows on display. In March, the IDCI high school student show will be on display, as well as Anita Cox's quilts in the Member's Corner!

Sophie will also sign you up for various activities too! And don't forget to ask for raffle tickets to sell! Consider volunteering on a Saturday to help with the Artisan Market. There are just so many interesting possibilities to be involved in at the Centre! Do consider them!

*Alma*  
President

### March 6th Zoom Meeting

**Sacred Cloth - Textiles of Faith**  
**With Susan Purney Mark**

Join Susan on a journey of discovery while visiting many of the worlds' religions to see how they use the fabric, thread and textiles, in the rituals, ceremonies and beliefs. A closer look at the history of our relationship with cloth can bring insight and understanding to all people of faith.

### ZOOM MEETING

**Thursday, March 6th at 7pm - on zoom**

Visitors welcome - \$10 allow at least 48 hrs. to make payment and receive the link.

Email - [oxfordquiltersguild@gmail.com](mailto:oxfordquiltersguild@gmail.com)

Guests may attend 1 meeting per Guild Year.Meeting



## April 3rd Meeting (In person at ICAC)

### Paul's Journey in Quilting

To make his first quilt, Paul Leger cut up uniform shirts from his days in the Canadian Armed Forces. Fast forward 34 years and 300 quilts later, Paul is a maker, designer, teacher, and Bernina Ambassador. He runs workshops and Sew Days for Quilts of Valour Canada. And, he has a lot of fun doing it. Get to know Paul and enjoy his creative inspiration and joyful enthusiasm.

During the Trunk Show, Paul will regale you with his journey in quilting! He'll share many of the quilts he's made since his first one in 1990. As well, he'll show you many of the inspiration and the quilts he designed. Paul will talk about what inspired him and explain his thought process in making some of his creations and choices.

**Meeting - Thursday, April 3<sup>rd</sup> at 2 and 7pm – in person at ICAC**  
**Visitors welcome - \$10 at the door.**




## SAVE THE DATE

May 5th, 2025 – Our Family Quilt Journey with Betty Tull and Lynda Earley

June 5th, 2025 – Banquet at the Ingersoll Legion. Tickets will be available at the April and May meetings. Cost is \$25.00.

## WORKSHOPS



### More Patchwork Illusions

An OQG Workshop with Paul Leger

In this one-day workshop you will learn by using colours with the tips Paul will share, to take a traditional quilt block design and create a 3D illusion patchwork cube. The amazing layouts that can be produced in this way will make great illusion quilts.

**Friday April 4, 2025 at ICAC from 9:30 to 3:30 pm**

Cost: \$80 member \$90 - General Public

Kit fee \$40.00

Registration begins: December 5, 2024 for ICAC members (January 9, 2025 for non members).

Payment is due at time of registration.

For details of registration and payment, please contact: Teresa Scherle at: [teresa.scherle@gmail.com](mailto:teresa.scherle@gmail.com).

There is no refund after registration.

### Mosaic Landscape Workshop with Robin Bogaert

*OQG Workshop*

Mosaic Landscape - A class to consider a different construction for a landscape quilt. The sky captures the mood of the season & scene & includes mosaic piecing. Based on a book "Radiant Landscapes by Gloria Loughman" \*Highly recommended\*

You will learn the mosaic method, add decorative thread and a silhouetted appliqué to enhance your work of art.

Included in this class is Robin's own unique method to "face an art quilt".

**Saturday May 24, 2025**

**In person at ICAC**

**10 am – 4 pm**

\$65 members and \$80 non members


There is no refund after registration

**Registration begins: January 9, 2025**, for ICAC members (February 6, 2025 for non members).

Payment is due at time of registration.

For details of registration and payment, please contact: Teresa Scherle at: [teresa.scherle@gmail.com](mailto:teresa.scherle@gmail.com).

There is no refund after registration



## Quilt Show 2025 – May 2-3, 2025

Our Show will be held May 2 & 3, 2025 at the Zorra/Embroidery Community Centre

By the time you read this DisPatch our quilt show will be just a few short months away! It is time to roll up our sleeves and get those quilt show projects done! With everyone's participation and help we will have a fantastic show.

As we have done in the past – advanced show tickets will be available for members to purchase at the April meeting. The cost will be \$40.00 for 5 tickets! This means that you will have a "free" ticket to give away to encourage someone to come to our show and maybe tweak their interest in quilting and joining Oxford Quilters Guild. Please see Gwen at the April meeting to purchase these tickets.

We are pleased to announce that our Vendors in the Merchant Mall for the show will be:

Grantham Books  
Thread the Needle Quilt Studio  
The Quilt Place  
Hyggeligt  
Stashe  
My Fabric Dresser  
Kallisti  
Cherished Pieces

### A few reminders:

1. Get your quilts registered! Forms are available at the centre or from the website and if that doesn't work for you just email Gwen and request one and she will send you one!  
gwenracey@execulink.com. Please include a picture of your quilt with the registration form. (it doesn't matter if your quilt is not complete – the photo is mostly for the purpose of colour so we can determine the most pleasing hanging arrangement for the show)
2. If you have something that would be suitable for our charm table – please contact Lynn Rock.
3. If you have items to sell in the boutique – please contact Pat Palmer or Donna Vamos.
4. Please sign out and sell the Centre Raffle tickets – The draw will be made at the end of the show.
5. We need lots of volunteers to make our show a success and Joan Ford will be coordinating volunteers. Please let her know when you are available and what area of the show you wish to help with and she will arrange a schedule. In March we will circulate an email with a link to a document that you can add your name to for this purpose.
6. Dates:
  - a. The show is May 2 and 3, 2025 – 10 to 6 on Friday and 10 to 4 on Saturday.
  - b. Show set up will begin Wednesday April 30, 2025 starting at 10 a.m. Please bring your quilts to the Zorra community Centre between 9 and 10 a.m. If you are unable to do that, please contact Gwen and arrange for pick up.
  - c. Your quilts will need to be picked up from the Zorra Community Centre between 5 and 6 p.m. on May 3 rd . \*Please be patient as all quilts have to be taken down and accounted for before any can be release.

### Member Challenges Japanese Challenge.

I ask that all members who are participating in the challenge to let me know so I can take a picture of the inspirational picture in the magazine. All I need is just the magazine picture and NOT A PICTURE OF YOUR COMPLETED INSPIRED ART WORK. We want some mystery at the quilt show.  
I still have the magazine # and page in case you've forgotten.  
THE DEAD LINE IS APRIL 11th  
NO LATE ENTRIES ACCEPTED

Thank you one and all who enjoyed taking part  
Carol






## LIBRARY NEWS!

I have added 2 new books to the library and there is a third on its way!

The first is called Alice's Wonderland Sampler Quilt by Alice Caroline. I enjoyed all the fresh and pretty fabrics it used to show off many traditional quilt blocks and the instructions seemed clear and straight-forward. It also contains helpful tips throughout.



The next book is for any of us who still are afraid to tackle quilting with our walking foot. WALK: Master Machine Quilting with Your Walking Foot by Jacquie Gering is a great book to help you with just that. Her instructions are clear as she takes you through a series of practice steps before you venture onto the "real thing." I will be looking for her sequel to purchase in the near future.

And coming soon...

I don't know about any of you, but I don't like binding my quilts. It's not that I can't do it, but they never turn out the way I want. I saw this book awhile back and decided if I needed help I'm sure there were others that did too, so I pre-ordered it. The release date was Jan.25th so it should be on its way soon. The title says it all: The Quilt Binding Bible, by Marci Baker.



*We quilt with you  
or we can quilt for you!*  
Long Arm Rentals  
Long Arm Quilting Service  
Edge to Edge/Custom Design  
Handquilter Retailer

**519-318-8183**  
7014 Hamilton Road  
threadtheneedlequilts.com  
**Open:** Tuesday to Saturday 10 - 4 pm



**17528 Elginfield Road St. Marys, Ontario**  
**Phone: 226-661-4004**  
**Opening Hours:**  
**Tuesday to Friday: 10:00am - 4:00pm**  
**Saturday: 10:00am - 3:00pm**

## **HOW TO ADD A QUILT SLEEVE TO YOUR QUILT**

A quilt sleeve is added to the back of a quilt for the purpose of hanging the quilt on a wall for display. Sleeves are necessary for display purposes for the show.

There are many ways to create a sleeve for your quilt, but the following is the most commonly used and the one that allows quilts to hang to best display them.

Cut a strip of fabric 8 ½" wide by the width of your quilt.



Finish each end of the strip.



Fold strip wrong sides together and stitch the long edge.  
Press seam open.



Place the sleeve on the back of the quilt with the seam face down, placing top edge just below the binding. Hand stitch in place.



If your quilt is more than 60" wide it is recommended that you place a 45" (width of fabric) sleeve in the centre of your quilt. Leave a space of about  $\frac{1}{2}$ " and add additional sleeve sections to each side to complete to the edge of the quilt. This is called an interrupted sleeve. This is so that additional support can be provided so that the hanging rod does not bend with the weight of the quilt.



**\*\*If the sleeve fabric is the same as the back of the quilt, the sleeve will not be noticeable and can be left in place if you wish.**